

94580 Combination Magnavent & Flame Arrester

The Shand and Jurs 94580 Combination Magnavent & Flame Arrester is a single, easy to configure package, providing for emergency pressure venting as well as positive flame stop on low pressure tanks containing flammable liquids or solvents having a low flash point.


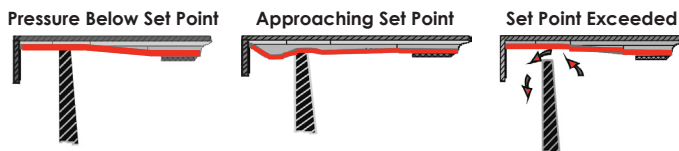
The magnetically latched emergency vent provides lightweight, cost effective emergency venting.

The unitized tube bank provides maximum flow while minimizing pressure drop and is designed for NEC Group D vapor applications. Both body and tube banks are available in numerous materials to meet the requirements of your site.

Expanda-Seal

Shand & Jurs "Expanda-Seal" option is available on all pressure pallet assemblies. This feature significantly reduces leakage. The ballooning effect of the Teflon diaphragm effectively seals the valve.

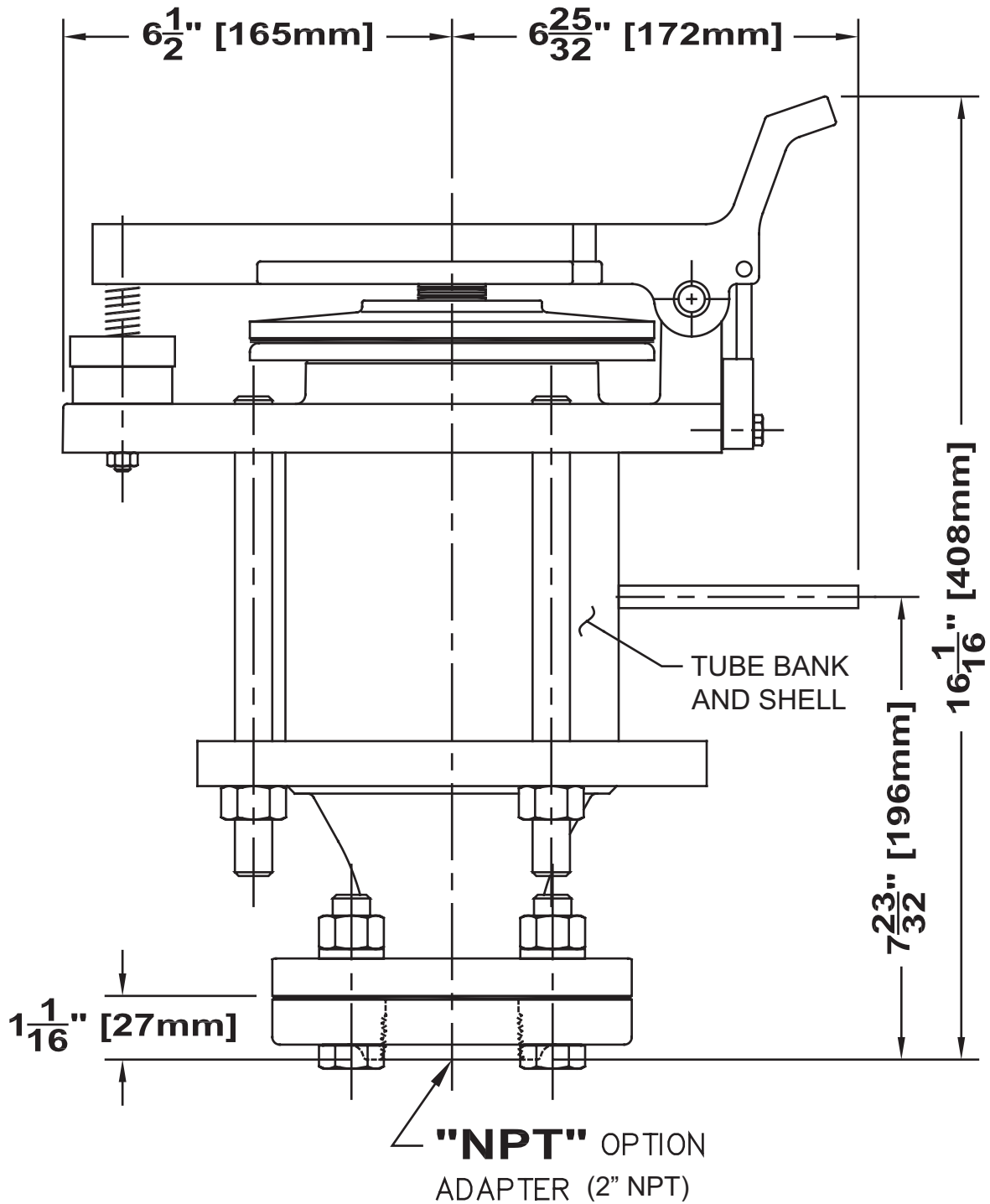
The "Expanda-Seal" feature ensures less than .5 SCFH of air at 95% of the set point.



Features

- Sizes 2" thru 6" available
- Cost effective, dual purpose
- Provides emergency pressure relief
- Positive acting magnetic latch
- Features Shand & Jurs Expanda-Seal design
- Serves as a barrier between external flame and internal vapors
- Provides protection against flashback

Outline Dimensions



SHOWN: 2" NPT with 4" Outlet

All designs subject to change. Certified dimensions and specifications available upon request.

94580 Ordering Guide

Model Number Selection

The model number will consist of a base number **94580** followed by 8 digit numbers. These digits will represent 5 option tables.

94580 - AB - CD - EF - GH

Ordering Information

Specify:

1. Model 94580 Magnavent & Flame Arrester
2. Size
3. Material
4. Flange Type
5. Pressure Range




Table AB - Size & Body

Option AB	Size	Material
12	2"	Aluminum
14	3"	Aluminum
15	4"	Aluminum
16	6"	Aluminum
52	2"	Cast Steel
42	2"	316 Stainless Steel
54	3"	Cast Steel
44	3"	316 Stainless Steel
55	4"	Cast Steel
45	4"	316 Stainless Steel
56	6"	Cast Steel
46	6"	316 Stainless Steel

Table CD - Tube Bank and Shell

Option CD	Tube Bank Material	Shell Material
11	Aluminum	Aluminum
66	304 Stainless Steel	CS Steel
22	316 Stainless Steel	316 Stainless Steel
44	304 Stainless Steel	304 Stainless Steel

Table E - Diaphragm Type

Option E	DIAPHRAGM
1	FKM
2	FEP
3	NBR
4	PFA

FKM = Fluoroelastomer
 FEP = Fluorinated Ethylene Propylene
 NBR = Nitrile-Butadiene
 PFA = Fluoroplastic Film

Temperature Limits

Diaphragm Material	Temperature Range
FEP	-65°F to 400°F
FKM	-15°F to 400°F
NBR	-40°F to 250°F
PFA	-65°F to 500°F

L&J Technologies or any of its subsidiaries assume no responsibility and shall not be liable for any damage, injury or death caused by the mis-application or improper installation of the products that it provides. Installation shall be per manufacturer's instructions in accordance to any applicable local, state or federal regulations. It is the responsibility of the purchaser to ensure these guidelines are followed and that the products are applied properly.

Table F - Pressure Range

Option F	Settings (PSIG)
1	0.5
2	1
3	1.5
4	2
5	2.5
6	2.75

Table GH - Flange Type

Option GH	Flange Type
01	RF (ANSI)*
02	FF (ANSI)
03	NPT

*Raised Face Flanges not available with Aluminum bodies

Note: Raised faced flanges with smooth finish are standard.
For optional serrated raised faced flanges, consult factory.